



B1200 Pushout Tractor



MERCURY
GROUND SUPPORT EQUIPMENT

RENTALS / LEASING / SALES / SERVICE
866-MY-GSE-CO
WWW.MERCURYGSE.COM



JBT AEROTECH is a Major Aircraft Tow Tractor Supplier

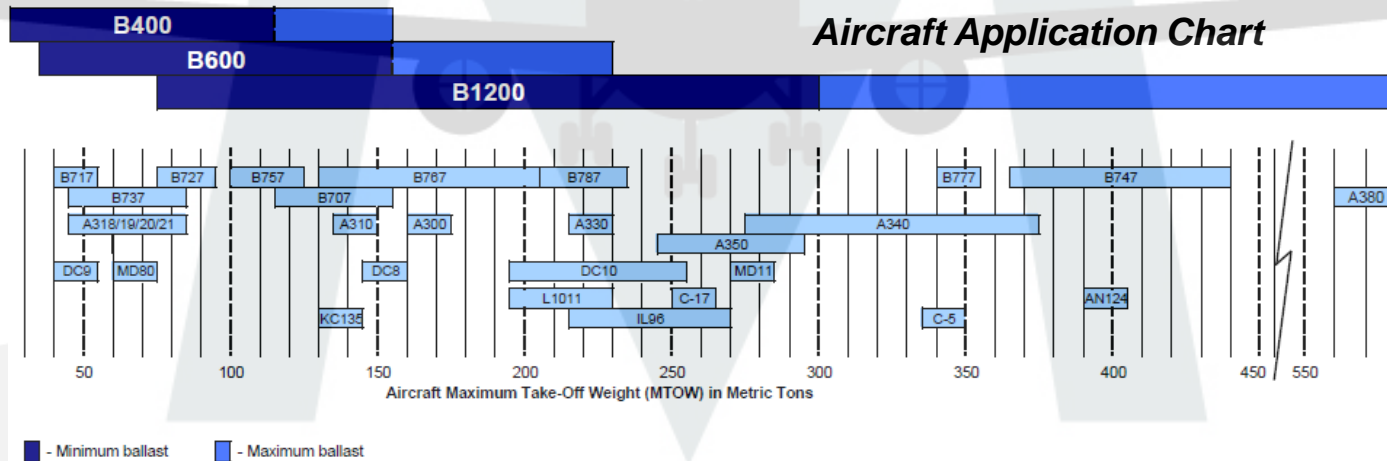
- Acquired Conventional Tractor Line with Purchase of Jetway Systems® in 1994
 - Jetway Tow Tractors began Production in 1980 as Equi Tech
 - Offer 3 Models: B400, B600 and B1200
- Acquired Krauss-Maffei Towbarless Tractor Line in 1999
 - Updated Krauss-Maffei Design and Components
 - Offer 3 Models: Expediter 160, Expediter 310 and Expediter 600
- Aircraft Tow Tractors can Handle a Range of Aircraft from RJ's to A-380's.



B1200 is the Largest Model in Pushout Tractor Family



- **B400: 13,608 kg – 18,144 kg (30,000 lb – 40,000 lb) GVW Range**
- **B600: 18,144 kg – 27,216 kg (40,000 lb – 60,000 lb) GVW Range**
- **B1200: 36,300 kg – 61,235 kg (80,000 lb – 135,000 lb) GVW Range**



B1200 Overall Dimensions

- Length: 8261.4 mm (325.25 in)
- Width: 3321.7 mm (130.78 in)
- Height: 2260.6 mm (89 in)
- Wheelbase: 3657.2 mm (143.9 in)
- Track: 2425.7 mm (95.5 in)
- Turning Radius 2W: 12 m (39.8 ft)
- Turning Radius 4W: 7.1 m (23.2 ft)

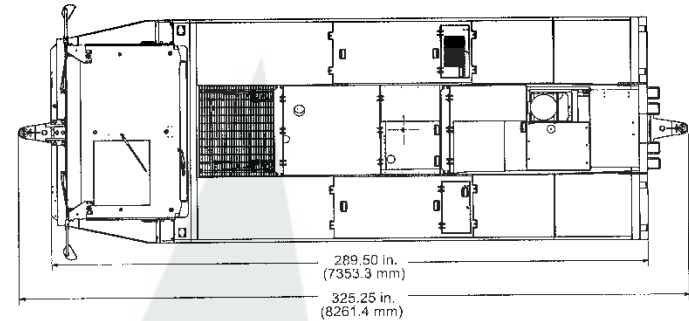


Figure 3
B1200 AIRCRAFT TOW TRACTOR DIMENSIONS, TOP VIEW (STANDARD DESIGN)

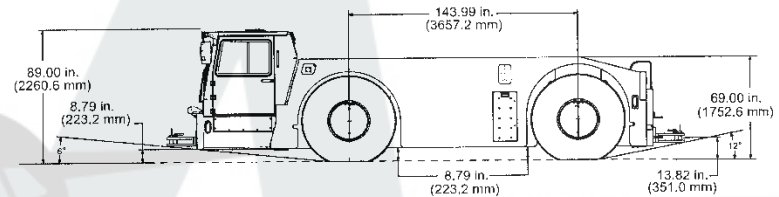
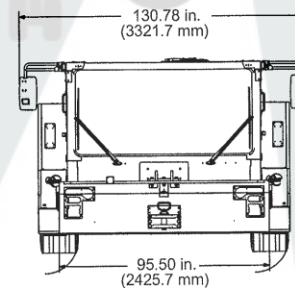
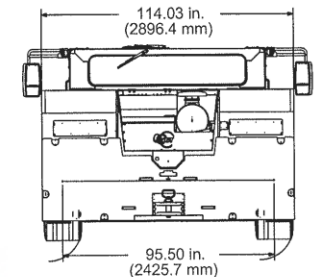


Figure 4
B1200 AIRCRAFT TOW TRACTOR DIMENSIONS, SIDE VIEW



FRONT VIEW



REAR VIEW

B1200 – World Class Engine and Running Gear



Cummins QSC 8.3 L Diesel

- 215 kW (290 hp)
- COM 3/Tier 3



ZF Ergopower Transmission

- 6 Forward/2 Reverse Speeds
- Downshift Inhibit



Kessler Axles

- Heavy Duty Design, Weldment not Casting
- Proven Durability and Reliability
- Disc Brakes on all 4 Wheels

B1200 – Complete Access to Engine Compartment

- Two Hatch Covers Provide Complete Access to Engine and Major Components



One Hatch Open



Two Hatches Open



Complete Access



MERCURY
GROUND SUPPORT EQUIPMENT

RENTALS / LEASING / SALES / SERVICE
866-MY-GSE-CO
WWW.MERCURYGSE.COM



B1200 – Easy Access Maintenance Servicing



Transmission Cover



**Hinged Cover to
Battery Box**



**Hinged Cover to
Hydraulic Tank Fill**



MERCURY
GROUND SUPPORT EQUIPMENT

RENTALS / LEASING / SALES / SERVICE
866-MY-GSE-CO
WWW.MERCURYGSE.COM



B1200 – Easy Access Maintenance Servicing



**Electric Box Slides Out
from Chassis**



Battery Disconnect



**Recessed Hydraulic Level
Gauge**



MERCURY
GROUND SUPPORT EQUIPMENT

RENTALS / LEASING / SALES / SERVICE
866-MY-GSE-CO
WWW.MERCURYGSE.COM



B1200 – 4 Wheel Steering



Front Wheel



4-Wheel Coordinated



Crab

Steering Selector



MERCURY
GROUND SUPPORT EQUIPMENT

RENTALS / LEASING / SALES / SERVICE
866-MY-GSE-CO
WWW.MERCURYGSE.COM



B1200 – Operational Features



Equipment Storage Area



ZF Transmission Data Monitor



**(3) Roof Mounted Beacons
Cab Mounted Mirrors**

B1200 – Operator's Cab

- **Spacious Operator's Cab with Maximum Visibility**
- **Suspension Mounted Driver and Passenger Seats**
- **Mounted on Vibration Isolators for Added Comfort**
- **Driver Controls and Individual Gauges Ergonomically Placed**



B1200 - Improved Features

- **Cummins 8.3 L QSC Com 3/Tier 3 Engine**
- **Kessler Heavy-duty Axles**
- **Longer Frame and Wheel Base**
- **New Dashboard with Better Ergonomic Layout and Individual Gauges**
- **Transmission Display with Gear Modes and Diagnostics**
- **Heavy Duty Mirror Brackets, Roof Mounted**
- **Cab Mounted on Vibration Isolators**
- **Larger Engine Covers**
- **Electrical Box on Left Hand Side, at Ground Level**
- **Storage Box on Right Hand Side**



MERCURY
GROUND SUPPORT EQUIPMENT

RENTALS / LEASING / SALES / SERVICE
866-MY-GSE-CO
WWW.MERCURYGSE.COM



B1200 – Popular Options



Non-Fixed Elevating Cab



Fender Mounted Fire Extinguishers



Integral Hydraulic Jacking System



Air Conditioning



MERCURY
GROUND SUPPORT EQUIPMENT

RENTALS / LEASING / SALES / SERVICE
866-MY-GSE-CO
WWW.MERCURYGSE.COM




B1200 – Popular Options




GPU Platform



Rear Driving Station with GPU Platform



Automatic Fire Suppression System



Automatic Central Lubrication

B-1200 – Heavy Duty Weight Kit Option

- Increased GVW to 61,200 kg (135,000 lbs)
- Capable of Pushing Back and Towing B747-8
- Able to Push Back A380 at Slow Speed Under Normal Conditions
- Retrofit Kits Available for 2008 Models and Newer



© AIRBUS S.A.S. 2008 _ photo by emi company / H. GOUSSE

B1200 – New Options

- **Maximum GVW to 61,200 kg (135,000 lb)**
- **Air Conditioning**
- **Rear Driver Station**
- **Automatic Central Lubrication System for Axles**
- **Cold Weather Package with Diesel Fired Heater for Engine and Hydraulics**
- **Automatic Fire Suppression System**
- **Powered and Heated Mirrors**



B1200 – Total Cost of Ownership (TCO)

The B1200 Delivers a Lower TCO Through the Following Features:

- **Safety**
 - Excellent visibility and emergency braking and steering systems
- **Efficiency**
 - Modern, fuel efficient engines and three steering modes
- **Maintenance**
 - Easy access to all major components and service areas
- **Reliability**
 - Heavy-duty Kessler axles
- **Durability**
 - Robust chassis with high quality components



MERCURY
GROUND SUPPORT EQUIPMENT

RENTALS / LEASING / SALES / SERVICE
866-MY-GSE-CO
WWW.MERCURYGSE.COM

